

BIOIASIS SA
Annual Financial Statement


As of 31 December 2011

STATEMENT OF COMPREHENSIVE INCOME

INCOME - EXPENSES	Year ending 31.12.2011 BGN'000	Year ending 31.12.2010 BGN'000
INCOME	928	1 274
Expenses for materials	(13)	(4)
Hired Services Expenses	(112)	(122)
Depreciation & Amortization	(27)	(22)
Salaries, wages and social securities	(461)	(264)
Other expenses	(26)	(51)
Cost of goods sold	(317)	(342)
Operating profit/loss/	(28)	469
Finance costs net	(15)	(12)
Profit /loss/ before income tax	(43)	457
Income tax expense	(4)	47
Operating profit net	(39)	410
Total comprehensive income for the year	(39)	410

Manager:

Georgios Kissas




Prepared by:

Accounting Service Ltd.



Zabuzhan, D. B. K.



BIOIASIS SA
Annual Financial Statement


As of 31 December 2011

STATEMENT OF FINANCIAL POSITION

SECTION, GROUPS, ENTRIES	Year ending on 31.12.2011 BGN'000	Year ending on 31.12.2010 BGN'000
NON-CURRENT ASSETS	67	60
Fixed tangible assets	58	52
Fixed intangible assets	4	7
Deferred taxes	5	1
CURRENT ASSETS	1 942	2 260
Goods	370	440
Trade and other receivables	835	1 093
Cash and cash equivalents	737	727
TOTAL ASSETS	2 009	2 320
EQUITY	1 706	1 896
Share capital	1 053	1 204
Subscribed capital	1 200	1 200
Share buy-back	(7)	(3)
Share premium	(260)	(113)
Other reserves	120	120
Financial result	653	692
Accumulated profit/loss	692	282
Current profit/loss	(39)	410
NON-CURRENT LIABILITIES	15	23
Other long-term payables	15	23
CURRENT LIABILITIES	288	401
Current trade and other liabilities	74	224
Payables to financial institutions	144	144
Payables to personnel	14	6
Payables to insurance companies	2	1
Taxes payable	18	14
Other short-term payables	36	12
TOTAL EQUITY AND LIABILITIES	2 009	2 320

Manager:

Georgios Kissas



Prepared by:

Accounting Service Ltd.



Забегина Катя



BIOIASIS SA
Annual Financial Statement


As of 31 December 2011

CASHFLOW STATEMENT

	2011 BGN'000	2010 BGN'000
Cashflow from operative activity		
Proceeds from customers	1 385	1 806
Payments to suppliers	(578)	(633)
Payments of salaries, wages and social insurances	(453)	(273)
Bank fees and interest paid on short-term loans for current assets	(8)	(7)
Cashflow from positive and negative foreign currency exchange rates	-	-
Cashflow from taxes paid and refunded	(10)	(137)
Other net payments	(125)	(248)
CASHFLOW used in the operative activity	211	508
Cash flows from investing activities		
Purchases of fixed assets	(33)	(26)
Cash flows used in investing activities	(33)	(26)
Cash flows from financing activities		
Cashflow from share buy-back	(151)	(42)
Cashflow from received loans or granted loans		144
Payments for liabilities under financial lease contracts	(8)	(8)
Cashflow from interest	(9)	(6)
Cash flows from financing activities	(168)	88
NET increase/decrease of Cash	10	570
AVAILABLE CASH at 1-st of January	727	157
AVAILABLE CASH at 31-st of December	737	727

Manager:

Georgios Kissas



Prepared by:

Accounting Service Ltd.



Завършен: *В.К.*

0409 Васил
Капайджиев
Регистриран одитор


As of 31 December 2011

STATEMENT OF CHANGES IN EQUITY

	Share capital	Other reserves	Financial result	Total
	BGN'000	BGN'000	BGN'000	BGN'000
Balance as of 01.01.2010	399	28	1 102	1 529
Correction		(1)		(1)
Distribution of the profit including				
- increase in capital	800	-	(800)	-
- formation of reserves	-	(40)	-	(40)
Share premium	-	20	(20)	-
Share buy-back	(2)	-	-	(2)
Financial result for the period		-	410	410
Comprehensive income for the year	(2)	-	410	408
Balance as of 01.01.2011	1197	7	692	1 896
Distribution of the profit including				
- increase in capital		-		-
- formation of reserves	-	(147)		(147)
Share premium	-	-	-	-
Share buy-back	(4)	-	-	(4)
Financial result for the period	-	-	(39)	(39)
Comprehensive income for the year	(4)	-	(39)	(43)
Balance as of 31.12.2011	1 193	(140)	653	1 706

Manager:

Georgios Kissas



Prepared by:

Accounting Service Ltd.



Забеган: *[Signature]*